

Diaceutics

Better Testing, Better Treatment[®]

Helping pharma find patients

Corporate Overview – February 2024

Ryan Keeling | Chief Executive Officer | ryan.keeling@diaceutics.com

Nick Roberts | Chief Financial Officer | nick.roberts@diaceutics.com

Disclaimer and forward-looking statements



Disclaimer : The information provided in this presentation is for the sole use of those attending the presentation. This presentation has been prepared by Diaceutics the (“Company”). “Presentation” means this document, any oral presentation, any question and answer session and any written or oral material discussed, presented or distributed during the meeting. This Presentation does not constitute or form part of any offer to sell or issue, or invitation to purchase or subscribe for, or any solicitation of any offer to purchase or subscribe for, any securities of the Company or any of its subsidiaries (together the “Group”) or in any other entity, nor shall this Presentation or any part of it, or the fact of its Presentation, form the basis of, or be relied on in connection with, any contract or investment activity nor does it constitute a recommendation regarding the securities of the Group. Past performance, including the price at which the Company’s securities have been bought or sold in the past and the past yield on the Company’s securities, cannot be relied on as a guide to future performance. Nothing herein should be construed as financial, legal, tax, accounting, actuarial or other specialist advice and persons needing advice should consult an independent financial advisor or independent legal counsel. Neither this Presentation nor any information contained in this Presentation should be transmitted into, distributed in or otherwise made available in whole or in part by the recipients of the Presentation to any other person in any jurisdiction which prohibits or restricts the same except in compliance with or as permitted by law or regulation. Recipients of this Presentation are required to inform themselves of and comply with all restrictions or prohibitions in such jurisdictions. Accordingly, by requesting to receive and reviewing this document you represent that you are able to receive this document without contravention of any legal or regulatory restrictions applicable to you. The information in this Presentation is confidential and proprietary to and is being submitted to you solely for your confidential use and with the explicit understanding that, without the prior written permission of the Company you will not release or discuss this Presentation, its existence, any of the information contained herein, or make any reproduction of or use this Presentation for any purpose. No responsibility is accepted by and, to the fullest extent permitted by law, the Company, the Group, their affiliates, advisors and their respective directors, officers, partners, representatives, employees and agents expressly disclaim any and all liability, whether direct or indirect, express or implied, contractual, tortious, statutory or otherwise, as to the accuracy, fairness, reliability or completeness of the information contained herein or discussed verbally or as to the reasonableness of any assumptions on which any of the same is based or the use of any of the same or for any errors, omissions or misstatements in or from this Presentation. No representations or warranties, express or implied, are given by the Company, the Group, their affiliates and advisors and their respective directors, officers, partners, representatives, employees and agents as to the accuracy, reliability or completeness of this Presentation or any other written or oral information which has been or may be made available. Accordingly, no such person will be liable for any direct, indirect or consequential loss or damage suffered by any person resulting from the use of the information contained herein, or for any opinions expressed by any such person, or any errors, omissions or misstatements made by any of them. No duty of care is owed or will be deemed to be owed to any person in relation to the Presentation. No reliance whatsoever may be placed on the Presentation for any purpose. By accepting this Presentation, you agree to use and maintain any such information in accordance with your contractual obligations and applicable laws, including all applicable securities laws. The information contained in this Presentation has not been independently verified. This Presentation is intended only for communications with investors.

Forward Looking Statements : This Presentation may contain forward-looking statements containing the words "expect", "anticipate", "intends", "plan", "estimate", "aim", "forecast", "project" and similar expressions (or their negative) identify certain of these forward-looking statements. The forward-looking statements in this communication are based on numerous assumptions and the Company present and future business strategies and the environment in which the Company expects to operate in the future. Forward-looking statements involve inherent known and unknown risks, uncertainties and contingencies because they relate to events and depend on circumstances that may or may not occur in the future and may cause the actual results, performance or achievements to be materially different from those expressed or implied by such forward-looking statements, and actual results could differ materially from those currently anticipated due to a number of risks and uncertainties. These statements are not guarantees of future performance or the ability to identify and consummate investments. Many of these risks and uncertainties relate to factors that are beyond each of the Company ability to control or estimate precisely, such as future market conditions, the course of the COVID-19 pandemic, currency fluctuations, the behaviour of other market participants, the outcome of clinical trials, the actions of regulators and other factors such as Company ability to obtain financing, changes in the political, social and regulatory framework in which the Company operates or in economic, technological or consumer trends or conditions. This Presentation does not constitute an invitation or inducement to engage in investment activity. Similarly, this Presentation does not constitute or form part of any offer or invitation to sell or issue or any solicitation of any offer to purchase or subscribe for any securities of the Company in any jurisdiction, nor shall it (nor any part of it) or the fact of its distribution form the basis of, or be relied upon in connection with, or act as any inducement to enter into, any contract or investment decision in relation thereto.

The delivery of this Presentation shall not give rise to any implication that there have been no changes to the information and opinions contained in this Presentation since the time specified. None of the Company, the Group, their affiliates and advisors and their respective directors, officers, partners, representatives, employees and agents, undertakes to publicly update or revise any such information or opinions, including without limitation, any forward-looking statement or any other statements contained in this Presentation, whether as a result of new information, future events or otherwise. In giving this Presentation none of the Company, the Group, their affiliates and advisors and their respective directors, officers, partners, representatives, employees and agents, undertakes any obligation to provide the recipient with access to any additional information or to update any additional information or to correct any inaccuracies in any such information which may become apparent. Certain industry and market data contained in this Presentation has been obtained from third party sources. Third party industry publications, studies and surveys generally state that the data contained therein have been obtained from sources believed to be reliable, but that there is no guarantee of the accuracy or completeness of such data. While the Company believes that each of these publications, studies or surveys has been prepared by a reputable source, the Company has not independently verified the data contained therein accordingly the Company, the Group, their affiliates and advisors and their respective directors, officers, partners, representatives, employees and agents, expressly disclaim, to the maximum extent permitted by law and regulation, any and all responsibility or liability as to the accuracy, completeness or reasonableness of the information provided.

In addition, certain of the industry, scientific and market data contained in this Presentation comes from the Company’s own internal case studies, research and estimates based on the knowledge and experience of the Company’s management in the market in which it operates. While the Company believes that such research, estimates and results from its case studies are reasonable and reliable, they, and their underlying methodology and assumptions, have not been verified by any independent source for accuracy or completeness unless otherwise stated and are subject to change without notice.

By attending the Presentation you agree to be bound by the limitations above.

We help pharma find patients: 3 unique assets



1. Lab network

Global network of 900 labs

2. Data

World's largest repository of healthcare data

3. DXRX Platform

World's first diagnostic commercialisation platform for precision medicine



Pharma

- ID patients daily
- ID more patients
- ID 'lost' patients
- ↓ Costs to market
- ↑ Sales & profit
- ↑ ROI



Labs

- ↑ Diagnostic volumes
- ↑ High value genetics testing
- Improve accuracy
- Access to new & better testing
- Reference lab for PM drives growth
- ↑ Revenues



Physicians

- Better clinical decision support at crucial point of care
- More accurate diagnosis
- More prompt data
- Improve clinical outcomes



Patients

- More accurate diagnosis
- Quicker access to appropriate therapy
- Improve clinical outcomes
- Potentially bringing 2x the number of patients into the treatment pool

What is precision medicine?



Precision medicine (PM) is the tailoring of medical treatment to the individual characteristics of each patient – a patient's unique genetic profile makes them susceptible to certain diseases and can influence which treatments will be safe and effective for them



PM is reshaping healthcare and the fastest growing segment today – transformational shift



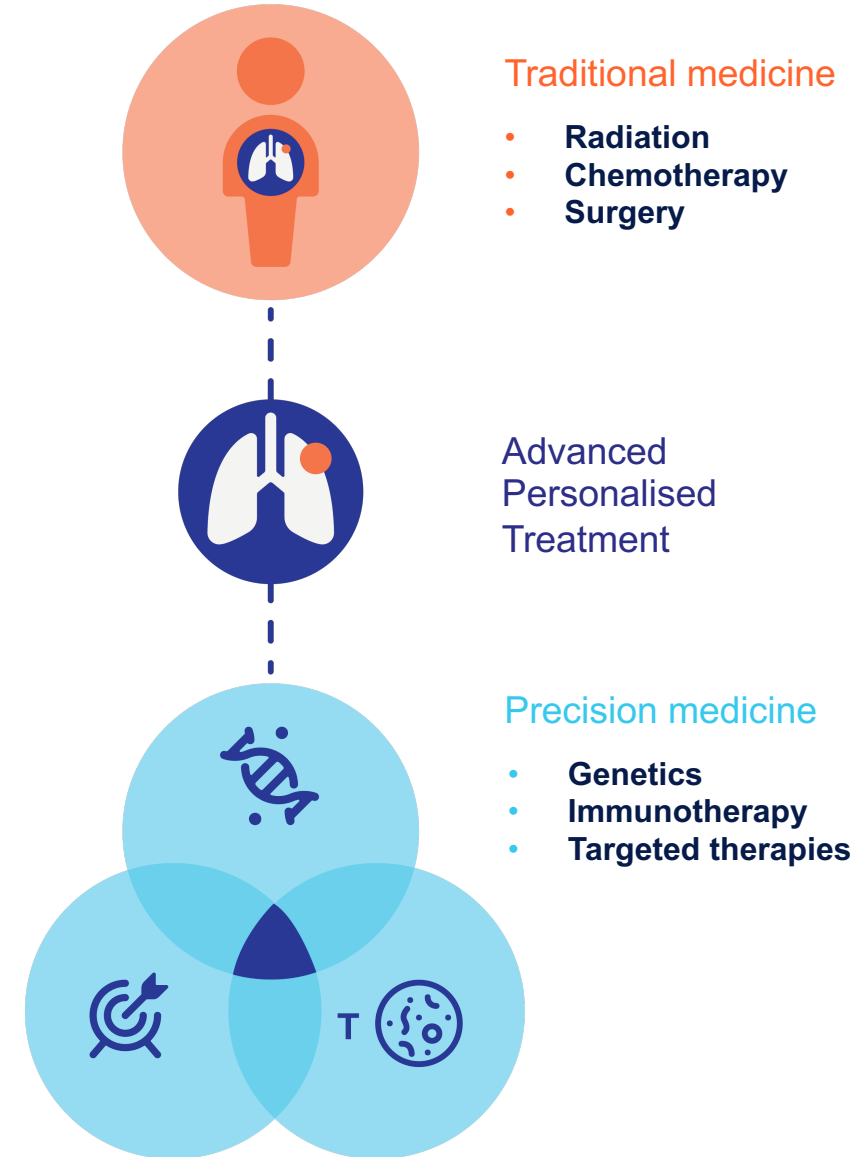
Pharma companies are developing an increasing number of PMs - Currently 200 PMs in the market, increasing to an estimated 1,000 by 2030¹



PM market is forecast to grow from \$65bn in 2021 to \$175bn by 2023²



Companies like AstraZeneca leading the field – PM being deployed across 90% of their portfolio



The diagnostic challenge: Precision medicine practice gaps



The healthcare eco-system hasn't caught up with precision medicine



Physicians can't link patients to the right drug. Over 50% of patients are missing out on receiving the right drug



'Practice Gaps' are materially impacting patient quality of life. 64% of lung cancer patients in the US didn't receive the most appropriate therapy available



Pharma are losing out on potential lifetime drug revenues of up to \$5bn*



Our diagnostic commercialization platform – DXRX – enables pharma to better commercialise therapies

Practice gaps are a **significant opportunity** for Diaceutics

18+ Years of performance & growth



2005-2010

- Co-founded by Peter & Ryan Keeling
- Diaceutics method
- Integrated PM planning



2011-2015

- 1st implementation service
- Lab service network
- Launched PM Expert



2016-2019

- Exporter of the Year
- Introduced AI
- IPO on AIM



2020-2023

- Launch DXRX - The Diagnostic Network®
- New Diaceutics HQ
- 'Practise Gaps' study
- 'Innovation of the Year' at Analytics & AI Institute
- Best of Use of Tech in the digital economy – UK Tech Awards 2023
- Advancement of ESG to silver status
- Daily Signal

Diaceutics - Today and the future



161
people



50
therapy brands



2024 +



15
countries



4
enterprise-wide
engagements

- Capture significant & growing market opportunity
- Continue to scale rapidly & profitably
- Enterprise-wide engagements to drive momentum
- Focus on recurring revenue



21
of top 30
global
pharma



900
labs

- Deploy enhanced technologies across DXRX platform
- Grow beyond pharma – biotech, life science & payers

Diaceutics

Helping pharma find patients

Growth driven by customer success

Significant & growing market opportunity

Global pharma rapidly shifting to precision medicine to find more patients, capture lost revenue and increase profitability

Strong competitive advantage

3 Unique assets

- Global network of labs
- World's largest repository of HC data
- DXRX platform
- Well invested & scalable

Compelling value proposition

- For pharma, labs, physicians & patients
- Platform can deliver up to \$100 in additional therapy revenue for every \$1 invested via DXRX
- Value throughout the drug life-cycle

Financial strength

- High margins
- Order book visibility
- Blue-chip customers
- 3-year revenue CAGR of 23%
- Fully self-funded to execute growth plans
- Enterprise-wide deals will drive momentum

Demonstrable track record

- Experts in PM & diagnostic commercialisation
- Proven track record of successful execution, performance & growth
- Embedded & trusted PM partner to 21 of top 30 global pharma

The DXRX solution



DXRX Platform solutions

Insights Solutions

Real-world patient data products:

- Lab Segmentation
- Physician Segmentation
- Testing Rate Tracker
- DXRX Signal

Revenue*	70%	↑
GM	90%	
Recurring*	66%	↑

Engagement Solutions

Communication channel products:

- Lab Engage
- Physician Engage
- Lab Alerts
- Lab Training

Revenue*	15%	↑
GM	80%	
Recurring*	-%	

Advisory Services

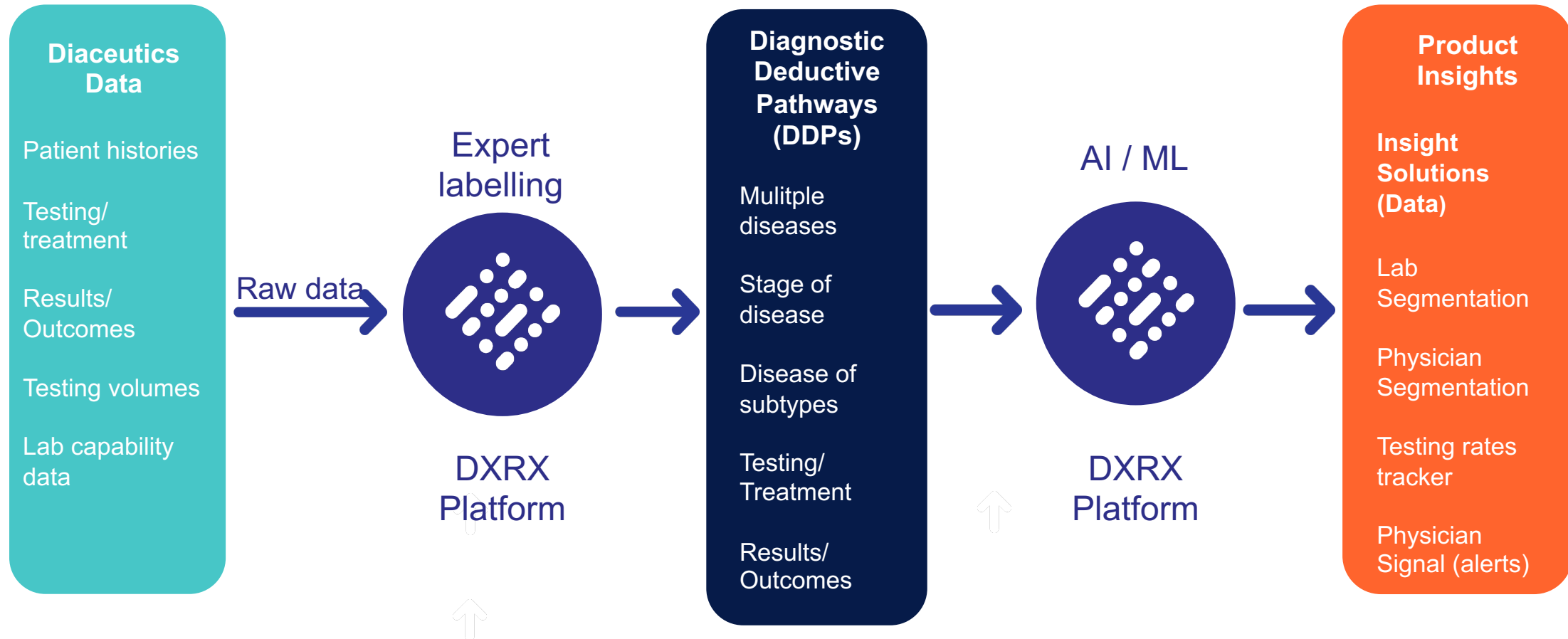
Consulting services:

- PM pharma consulting
- Commercialization strategy and planning
- Education and impact assessments
- Market Access

Revenue*	15%
GM	70%



Our IP- DXRX transforming data into insights



What we do- A DXRX Signal case study



The challenge



Due to the rarity of certain biomarkers, the identification of eligible patients is challenging. It was critical for the client to maximize the impact of its therapy within the US and accelerate trajectory to peak therapy sales.

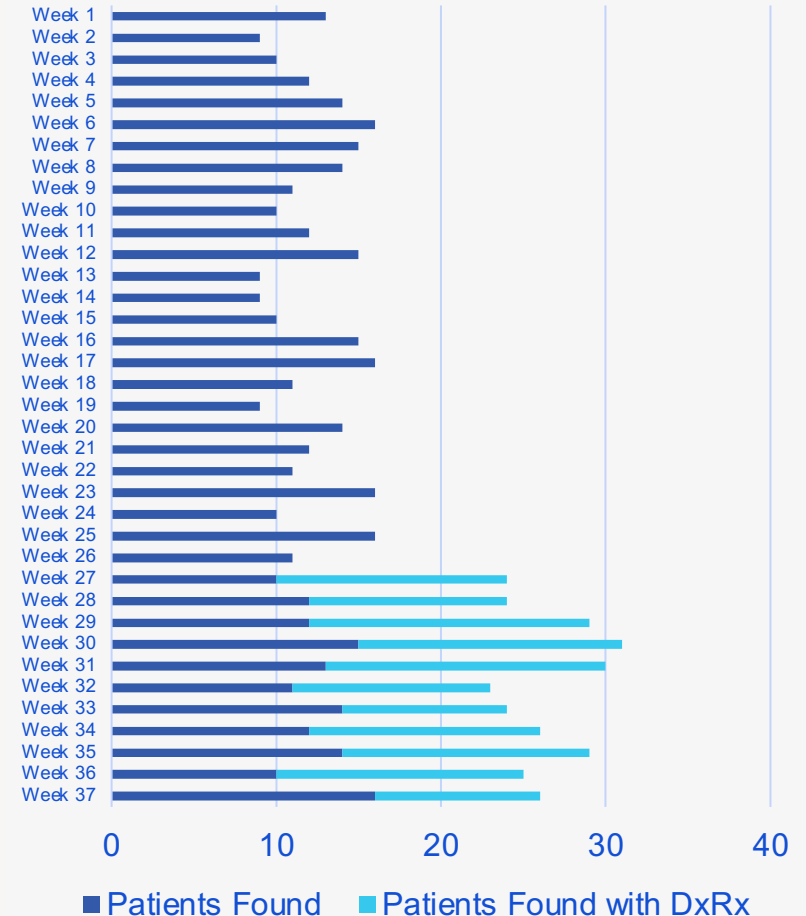
494 labs supplying weekly data



DXRX Platform

Supporting the earliest identification of potentially eligible patients

Patient lead generation YTD 2023



The situation

A pharma client needed to locate patients with a specific lung cancer mutation so they could smart target physician and sales rep interactions.

The result: pharma ROI

The average sales revenue generated by the client's therapy in the US was ~\$220k per patient.

The anticipated return on investment for DXRX Signal was \$350 for every \$1.

Signal:
Patient
intervention
points

DXRX Signal - Patient intervention points



18

Daily signal patients

18

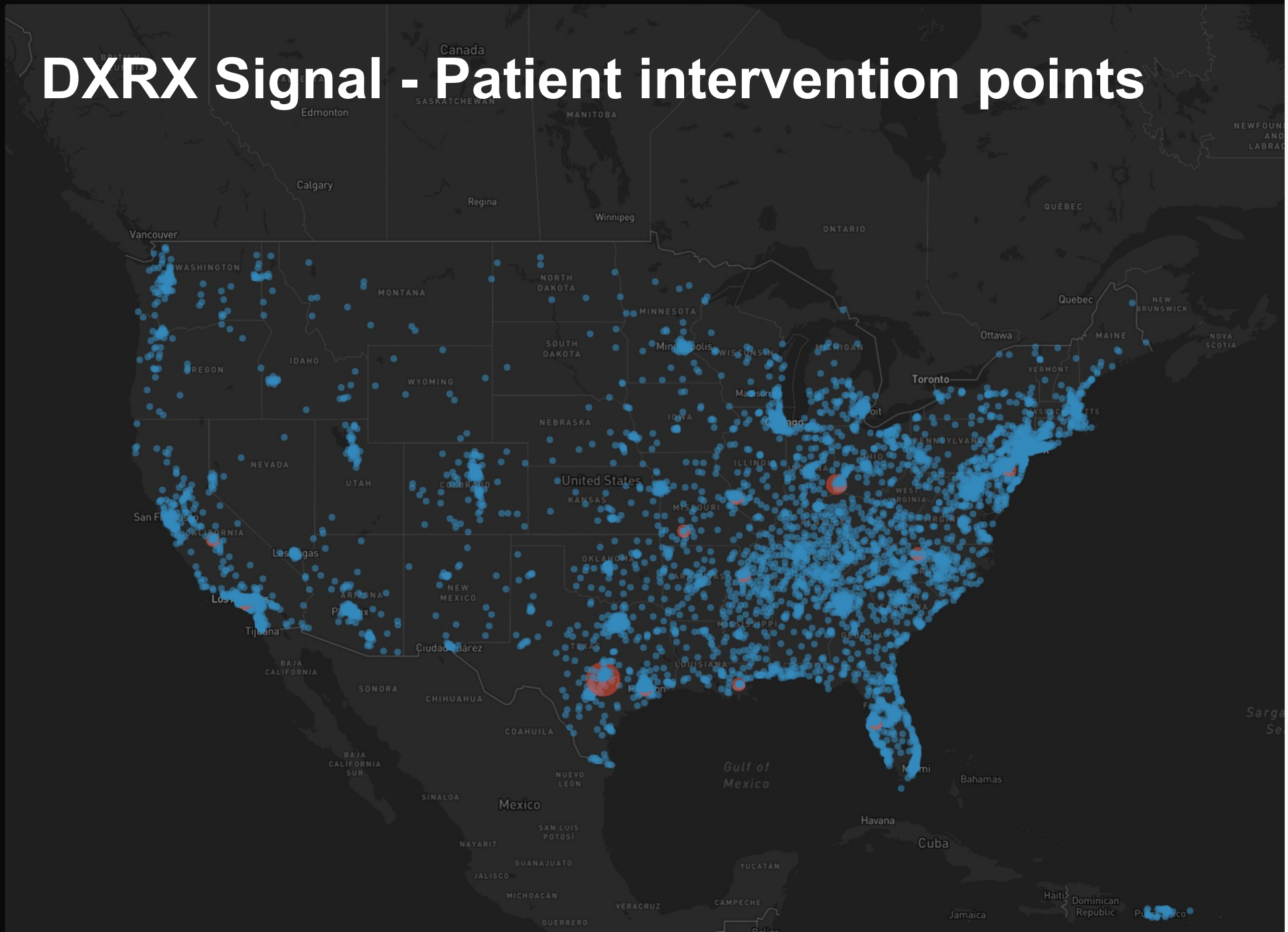
Interventions this week

33,756

Interventions this month

461,638

Interventions this year



Industry leaders in diagnostic commercialisation



PETER KEELING
Founder



JILLIAN BEGGS
Chief Commercial Officer



KELLY WILLIAMS
VP Insight Solutions



RYAN KEELING
Chief Executive Officer



DAVID BROWN
VP Operations



ARRAN RUTLEDGE
VP of Finance



NICK ROBERTS
Chief Financial Officer



SARAH BONDI
VP Data Partnerships & Strategy



SHILPA HARIDAS
DXRX Global Lab Operations



JULIE BROWNE
Chief Operating Officer



SCOTT GAMESTER
VP Data & Platform



MARIEKE HOEFSMIT
Head of Data Delivery



JORDAN CLARK
Chief Data Officer



GILLIAN SHAW
General Counsel



BETHANY SLIFKO
Head of Knowledge & Insight Team



SUSANNE MUNKSTED
Chief Precision Medicine Officer



KEVIN ENTWISTLE
VP Advisory Services



CATARINA VEIGA
Commercial Director,
DXRX Services



Strategy update

Enrich data and platform products

- Daily Signal launched
- Tokenisation of data
- European Signal development progressing

Accelerate growth and engagement of lab network

- Laboratory network and platform-based community
- US and European lab conference events

Invest in platform scale and capability

- Investment in innovation team to accelerate platform capability
- Functionality at scale (automation and AI)
- Strengthened data supply chain

Transform our customer experience and service

- Listening to our customers
- Dedicated customer account teams
- Enterprise-wide engagements

Become primary commercialisation partner for pharma or biotech launching a precision medicine

Financial strength



Ability to deliver **exceptionally high margins** through operational leverage



Revenue CAGR of 23% over past 3 years



>50% of revenues are now recurring in nature and growing – good order book visibility



Enterprise-wide engagements with **blue-chip customers** will drive momentum



Strong balance sheet - fully self-funded to execute growth plans



FY 2023 - Financial dashboard



Revenue

£23.7m

Up 22%
19% constant
currency growth



from £7.5m
in H1 2022



Recurring revenue

>50%

Driven by DXRX
platform products
or platform-based
solutions



from 35%
in FY 2022



Order book value

£26.6m

£12.3m to be
recognised in FY 2024



from £16.9m
in FY 2022



Cash & equivalents

£16.7m

In line with
investment plans



from £19.8m
at Dec-22

FY 2023 numbers are approximate and subject to audit

FY 2023 - Operational dashboard



4 enterprise-wide engagements
TCV of \$20.1m

↑ Up from nil



93% contract volume renewal rate

30+ therapies with DXRX Signal



69 customer therapies

↑ Up 23% from 56 in FY 2022



>33 therapies with lifetime revenues over \$1 million

↑ Up from 26

Launch of enriched platform functionality, AI enabled data labelling, with integration capabilities in pharma systems



dedicated customer account teams

184 employees

↑ Up 33 from 151




>900 labs on network across 44 countries

1st US virtual lab conference with >1,000 attendees

Outlook & future growth

- Capture significant & growing market opportunity
- Continue to scale rapidly & profitably
- Enterprise-wide engagements to drive momentum
- Focus on recurring revenue
- Deploy enhanced technologies across DXRX platform
- Grow beyond pharma - biotech, life science & payers



A highly scalable platform which can deliver up to **\$100 in additional therapy revenue** for every **\$1 invested via DXRX**

Helping our customers identify & recruit patients

Team & contacts



Ryan Keeling
Chief Executive Officer



Nick Roberts
Chief Financial Officer

investorrelations@diaceutics.com



DXRX LN / DXRX.L

Christian Glennie | Stifel | christian.glennie@stifel.com

Hayley Palmer | Canaccord Genuity | hpalmer@cgf.com

Julie Simmonds | Panmure Gordon | julie.simmonds@panmure.com

Natalia Webster | RBC Capital Markets | natalia.webster@rbccm.com

Chris Glasper | Singer Capital Markets | chris.glasper@singercm.com

Colin Smith | Capital Access Group | colin.smith@capitalaccessgroup.com



Capital Markets



Capital Markets

